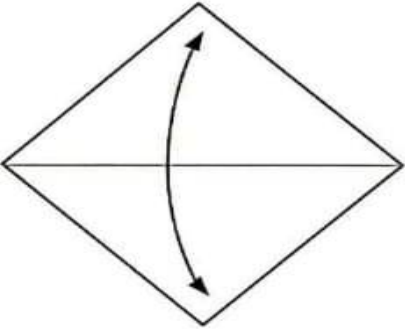
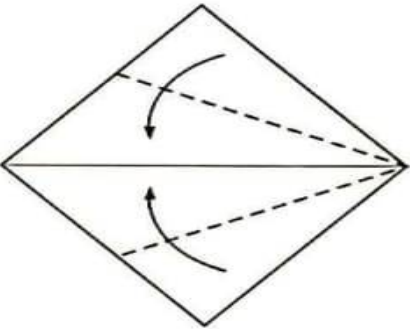
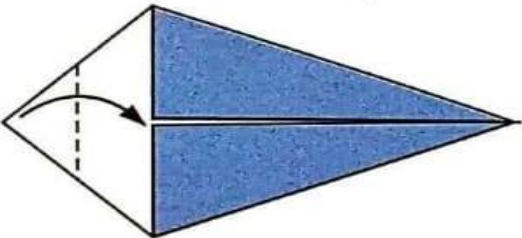
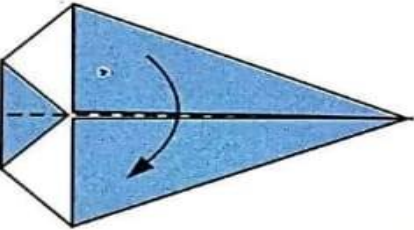






Origami craft

Observe and follow the steps and make an origami whale, on page 39 .
Take the blue colour sheet from page 37.

<p>1 Fold in half to make crease and unfold.</p> 	<p>2 Fold to meet the centre line.</p> 	<p>3 Fold in the dotted line.</p> 
<p>4 Fold in half.</p> 	<p>5 Hood fold along the crease.</p>  <p>Draw the eyes for the origami whale.</p> 	<p>6 The origami whale is finished. Colour the waves with crayons on page 39 and paste the origami whale on it.</p> 